



Project: \_\_\_\_\_

Case #: \_\_\_\_\_

Meeting Date: \_\_\_\_\_

## Residential Subdivision

☐ Pre-Vertical Building Permit Meeting (FSP recorded)

### 1.) Pre-Construction Meeting Request

<input type="checkbox"/>	1). Start this checklist after the FSP has been approved and signed by the City of Raleigh, Town of Rolesville, Wake County, and Recorded at the Registry of Deeds. *Please do NOT attempt to create a Pre-Construction meeting until after the FSP is recorded.
<input type="checkbox"/>	2.) Locate an <b>Indoor Facility within the Town of Rolesville</b> to host an in-person ( <b>not virtual</b> ) meeting to accommodate at least 10 – 15 people. Please plan to meet for 2 hours—for example, a Community Center, Church, or Co-Working Facility.
<input type="checkbox"/>	3.) <b>Email a poll to all required parties listed below.</b> Please provide three different dates and times, at least 7 – 10 business days <b>after</b> the date that the survey is sent. For example, if you email the poll on May 01, please provide various dates and times for Monday, May 13, 9-11 am, and Wednesday, May 15. 1 – 3 pm, or Tuesday, May 21, 10 am -12 pm.
<input type="checkbox"/>	4.) After you confirm the date ALL required parties can attend and find an indoor meeting location, please <b>send all invitees a calendar invitation and a complete set of signed plans (or a link).</b>

#### Town of Rolesville

<input type="checkbox"/>	Mike Elabarger- Asst. Pln. Dir. (REQUIRED)	<a href="mailto:michael.elabarger@rolesville.nc.gov">michael.elabarger@rolesville.nc.gov</a>	984-251-2364
<input type="checkbox"/>	Michele Raby- Planner II (REQUIRED)	<a href="mailto:michele.raby@rolesville.nc.gov">michele.raby@rolesville.nc.gov</a>	984-251-2365
<input type="checkbox"/>	Billy Clevenger- Eng. Insp. (REQUIRED)	<a href="mailto:tor.infrastructure.inspection@gmail.com">tor.infrastructure.inspection@gmail.com</a>	919-522-9244
<input type="checkbox"/>	Rose Bower- Perm. Tech. (REQUIRED)	<a href="mailto:rose.bower@rolesville.nc.gov">rose.bower@rolesville.nc.gov</a>	984-251-2366
<input type="checkbox"/>	Tanner Hayslette- Planner I (Optional)	<a href="mailto:tanner.hayslette@rolesville.nc.gov">tanner.hayslette@rolesville.nc.gov</a>	984-251-2431

City of Raleigh Public Utilities			
<input type="checkbox"/>	Chris Hurt-Sr. Eng. Insp. (REQUIRED)	<a href="mailto:chris.hurt@raleighnc.gov">chris.hurt@raleighnc.gov</a>	984-272-9417
<input type="checkbox"/>	Michael Derby- Eng. Insp. Mgr. (Optional)	<a href="mailto:michael.derby@raleighnc.gov">michael.derby@raleighnc.gov</a>	919-524-7701
<input type="checkbox"/>	Decarus Vinson- Eng. Sup. Mgr. (Optional)	<a href="mailto:decarus.vinson@raleighnc.gov">decarus.vinson@raleighnc.gov</a>	919-996-2345

Wake County Fire Services			
<input type="checkbox"/>	Stephen Wolf- Dep. Fire Mar. (REQUIRED)	<a href="mailto:stephen.wolf@wakegov.com">stephen.wolf@wakegov.com</a>	919-410-4682
<input type="checkbox"/>	Brittany Lingle- Dep. Fire Mar. (Optional)	<a href="mailto:brittany.lingle@wakegov.com">brittany.lingle@wakegov.com</a>	919-856-6332

Rolesville Rural Fire Department			
<input type="checkbox"/>	Donnie Lawrence- Chief (REQUIRED)	<a href="mailto:chief@rolesvillefire.com">chief@rolesvillefire.com</a>	919-556-2064

Wake County Inspections & Plan Compliance			
<input type="checkbox"/>	Mike McLamb- Inspections & Permits Director- (Optional)	<a href="mailto:Michael.mclamb@wake.gov">Michael.mclamb@wake.gov</a>	919-524-2914
<input type="checkbox"/>	Randy Bennett Permits Administrator - (Required)	<a href="mailto:randy.bennett@wake.gov">randy.bennett@wake.gov</a>	919-856-2894
<input type="checkbox"/>	Kenny Dorman- Insp. Admin. (Optional)	<a href="mailto:k.dorman@wake.gov">k.dorman@wake.gov</a>	919-524-4623
<input type="checkbox"/>			

NC Department of Transportation (NC DOT)			
<input type="checkbox"/>	Jacob Nicholson (Optional)	<a href="mailto:jpnicholson@ncdot.gov">jpnicholson@ncdot.gov</a>	919-814-6115
<input type="checkbox"/>	Montel Sparrow (Optional)	<a href="mailto:mvsparrow@ncdot.gov">mvsparrow@ncdot.gov</a>	919-814-6115

Wake County Environmental Service			
<input type="checkbox"/>	Jeevan Neupane- Watershed Management (Optional)	<a href="mailto:jeevan.neupane@wake.gov">jeevan.neupane@wake.gov</a>	919-856-7431



## 2.) Topics for Discussion

<b>a.) Noise Ordinance - TA-19-05, Ordinance 2024-O-36-* Enforced by Rolesville Police non-emergency line 919-556-7226.</b> ~ Blasting activity between 10:00 a.m. and 6:00 p.m. ~ Construction activity between 8:00 a.m. and 6:00 p.m.		Reviewed <input type="checkbox"/>
Blasting Company	Contact	Email/ Phone
<b>b.) Burning- Town Code Section § 93.10 –No Open Burning and § 93.11. A Fire Service Burn Permit from the North Carolina Forest Service does not grant permission to burn in town limits. Please contact the town manager and RRFD fire chief with any questions.</b>		Reviewed <input type="checkbox"/>
<b>c.) Who is the contact for complaints?</b>		Reviewed <input type="checkbox"/>
Contact	Email/ Phone	
<b>d.) City of Raleigh Public Utilities- Acceptance Letter- Contact Chris Hurt</b>		
Requested	Received	
<b>e.) If a structure exists on site, it will need a Demolition permit and an Asbestos Mitigation report. The Rural Rolesville Fire Department may be interested in using the structure for training exercises.</b>		Reviewed <input type="checkbox"/>
<b>f.) Dust Control – The Developer or Contractor shall mitigate dust transfer off the property and should determine which practices accommodate their needs according to specific sites and weather conditions.</b>		Reviewed <input type="checkbox"/>
<b>g.) Entrance: What Road or Street will your construction entrance be located on?</b>		Reviewed <input type="checkbox"/>
<b>g1.</b> _____ <b>g2.</b> _____		

<b>h.) On-Site Staging-</b> Where will your on-site staging area be prepped so that all worker parking and all deliveries/suppliers can get onto the site during the extent of construction?	Reviewed <input type="checkbox"/>
<b>h1.</b> _____ <b>h2.</b> _____	
<b>i.) Sidewalk disruption-</b> If sidewalk disruption occurs, contact Billy Clevenger (919-522-9244 ) <a href="mailto:tor.infrastructure.inspection@gmail.com">at tor.infrastructure.inspection@gmail.com</a> (Town of Rolesville Eng. Insp.) to discuss how to mitigate disruption and where to locate a walking path for residents.	Reviewed <input type="checkbox"/>
<b>j.) Road Lane Closure-</b> Please notify the Town at least 48 hours before a road closing, water shut off, etc., so that the Town may broadcast dates and times to Town residents and Emergency Services.	Reviewed <input type="checkbox"/>
<b>3. Permits-</b> Vertical Building Permits may be applied for <b>only after</b> an FSP has been approved, signed, and recorded with the Register of Deeds <b>AND</b> after the <b>City of Raleigh has issued a Conditional Letter of Acceptance.</b>	
a.) Plan set approved	Reviewed <input type="checkbox"/>
b.) City of Raleigh Conditional Letter of Acceptance received	Reviewed <input type="checkbox"/>
c.) Create an account on the <b>Wake County Permit Portal</b> . This portal will be where an applicant applies for all building permits, reviews inspection comments, pays the combined Town of Rolesville/ Wake County fees with a credit card, schedules inspections, and prints building permits and certificates of occupancy/completion.	Reviewed <input type="checkbox"/>
d.) Create an account on the <b>City of Raleigh Public Utilities Permit Portal</b> . This portal will be where an applicant pays with a credit card for each lot's Water Meter/ Stub and Irrigation (if applicable) permit	Reviewed <input type="checkbox"/>



<p>e.) Common Permit Types- Please contact Rose Bower- Permit Technician, at <a href="mailto:rose.bower@rolesville.nc.gov">rose.bower@rolesville.nc.gov</a> or Tanner Hayslette Planner I <a href="mailto:tanner.hayslette@rolesville.nc.gov">tanner.hayslette@rolesville.nc.gov</a> with any questions.</p> <ul style="list-style-type: none"> <li>* Amenity Centers require SDP approval and a separate review.</li> <li>* Cabanas, Gazebos, Hot Tubs, Playgrounds (including Tot Lots), and Pools require separate permits.</li> <li>* Construction Trailer- LDO Section 5.2 Accessory Uses Include a Pump and Hall contract if applicable.</li> <li>* Dumpster Enclosure</li> <li>* Irrigation</li> <li>* Mail Kiosks require separate permits</li> <li>* Model Homes require three permit types (CBPR, RBPR, and RABS).</li> <li>* Retaining Walls- each retaining wall requires a separate permit if the retaining wall is on a different PIN.</li> <li>* Signs- Development signs may not be erected until SDP or FSP are approved and recorded. Please contact Tanner Hayslette at <a href="mailto:tanner.hayslette@rolesville.nc.gov">tanner.hayslette@rolesville.nc.gov</a> and review LDO Section 6.1 for information on signage.</li> </ul>	<p>Reviewed</p> <div style="border: 1px solid black; width: 80px; height: 25px; margin: 0 auto;"></div>
<p>f.) A Foundation Verification Survey may be required if a building is placed within two feet of a setback line.</p>	<p>Reviewed</p> <div style="border: 1px solid black; width: 80px; height: 25px; margin: 0 auto;"></div>
<p>g. Wake County performs inspections for the Town of Rolesville. Please call 919-856-6222 to request inspections.</p>	<p>Reviewed</p> <div style="border: 1px solid black; width: 80px; height: 25px; margin: 0 auto;"></div>
<p>h. Billy Clevenger performs Engineering and Infrastructure Inspections for the Town of Rolesville. Please contact him at <a href="mailto:tor.infrastructure.inspection@gmail.com">tor.infrastructure.inspection@gmail.com</a> or 919-522-9244. <b>Town staff will NOT issue a Certificate of Occupancy until staff receives a copy of the permit card with Billy's signatures or an email from him clearing the permit.</b></p>	<p>Reviewed</p> <div style="border: 1px solid black; width: 80px; height: 25px; margin: 0 auto;"></div>
<p>i. Temporary Certificates of Occupancy are issued upon request after Wake County approval. Please contact Rose Bower for additional information.</p>	<p>Reviewed</p> <div style="border: 1px solid black; width: 80px; height: 25px; margin: 0 auto;"></div>

## Project:

Date:

## Meeting Sign- In Sheet

[illegible]

## **Permitting Steps: From application to certificate of completion or compliance.**

1. Final Plat Approval—Final Plats must be signed by the Property Owner and the Town of Rolesville and recorded with the Register of Deeds before a Pre-Construction (pre-permitting) meeting can be held.
2. Site Development Plan Approval—The City of Raleigh, the Town of Rolesville, and Wake County Watershed Management must sign the site development plan before a Pre-Construction (pre-permitting) meeting can be held.
3. Commercial Tenant Up-Fit permits may be applied for but not issued until the building shell receives a COC or TCO.
4. Create a Wake County permit portal account.
5. Create a City of Raleigh Public Utilities permit portal account (if applicable).  
\*Commercial restaurants, vehicle service stations, irrigation, or new single-family detached or attached dwelling units require a separate public utilities permit.
6. Submit a permit application for Wake County. A permit application is not necessary for the City of Raleigh.
7. Town of Rolesville staff receive notification of permit application.
8. Staff reviews permit applications for:
  - a. Location- confirmation in our jurisdiction.
  - b. Review Zoning District- create Zoning Permit
  - c. c. Review the plot plan and confirm compliance with LDO and zoning conditions, such as setbacks, number of trees, sidewalks, etc.
  - d. Confirm contractor(s) and license information (NC Licensing Board) is valid
  - e. Confirm each contractor has an individual account for billing and inspections.
  - f. Confirm that you received complete documentation or email the applicant requesting supporting documentation, such as a Homeowner Exemption Affidavit (if the homeowner performs the work instead of a general contractor), a Lien Waiver, or a Workers' Compensation Certification.
9. Staff will initiate the Wake County building plan review workflow. The review process from receipt of a complete application to issuance can take up to ten business days.
10. If Wake County has questions, staff may need to explain to the applicant what the plan review inspector is seeking, assist the applicant in uploading documents, or add information to the portal.
11. A notification will be sent When Wake County approves the application. Please allow two business days for an invoice.
12. Town of Rolesville fees will be added to the Wake County permit portal, invoiced together, and paid with a credit card on the Wake County permit portal. \*Fees cannot be paid over the phone.

13. The City of Raleigh fees (if applicable) will be invoiced and paid with a credit card on the City of Raleigh permit portal. \*Fees cannot be paid over the phone.
14. Town staff will receive a notification from Wake County when the permit is ready to be issued. \* Town staff are not notified if a City of Raleigh fee is paid. Please email the permit technician a copy of the "green" City of Raleigh Public Utilities receipt.
15. Please allow two business days for permit(s) issuance upon confirmation of all paid fees.
16. Print and display the building permit.
17. Inspections are requested on the Wake County Permit Portal or by calling Wake County Inspections at 919-856-6222. Town of Rolesville staff cannot request or change inspections.
18. If a contractor or building plan change is needed, please complete a [Town of Rolesville Amendment form](#) and email it to the town permit technician.
19. Building Final—After completing all building inspections, the system will notify staff. Residential only- Please email a copy of the signed building permit card or request an email from Billy Clevenger approving the driveway and sidewalk. A Certificate of Occupancy will not be issued until approval is received.
20. Please allow two business days for a certificate of occupancy, completion, or compliance to be issued. \* If a partial building final is passed, A Temporary Certificate of Occupancy (TCO) may be requested. Please contact the permit technician for further information.
21. Subdivision sales offices require three permits. A commercial building permit (to operate a commercial sales office), a residential alteration permit (to return the commercial sales office to a residence), and a residential building permit (single-family dwelling unit).

**Useful contact information:**

Billy Clevenger- Sidewalk and Driveway Inspector- 919-522-2706

[City of Raleigh Public Utilities](#)- 919-996-3245

[City of Raleigh Pretreatment Approval](#)- Commercial Food Service or Vehicle Maintenance- 919-996-2334

[Town of Rolesville Permit Information](#): 919-554-6517

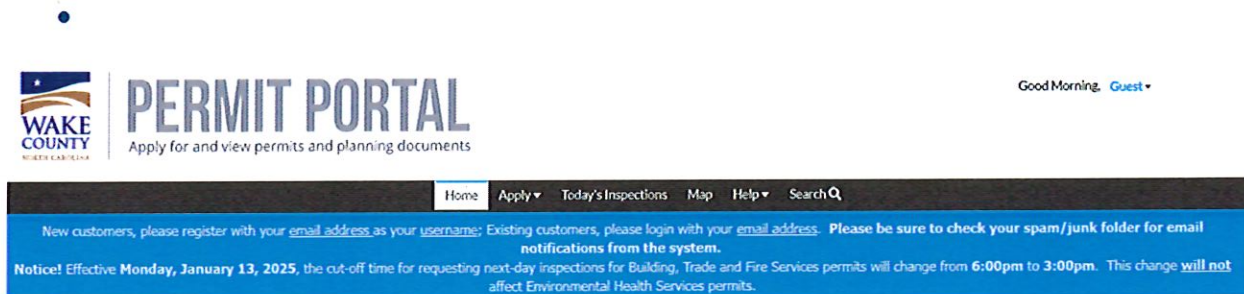
[Wake County Permit & Inspections](#) – 919-856-6222



# RESIDENTIAL (FSP) PERMIT TYPES

Here is a list of proposed permit types you may or may not need.

- Important information from Wake County regarding a change to portal accounts. Please visit the [Wake County Permit Portal](#) for more details.



**Single-Family (detached) and Single-Family (attached, i.e., Townhomes) require the following:**

- Use this permit type for both single-family dwelling unit applications (RBPR).



## Residential - New One- and Two-Family Dwelling

Apply

Category Name:

Building & Construction

Description:

This permit type is for the construction of a new single-family home, duplex, or townhome. Use other permit type for manufactured home, modular home, or relocated home.

**Commercial Sales Offices also require:**

- Use this permit type to convert the dwelling unit into a commercial sales office (CBPR).



## Commercial New Building or Addition

Apply

Category Name:

Building & Construction

Description:

This permit type is to construct a new commercial building or additions to an existing commercial building to include an increase in square footage, number of stories or height.

- Use this permit type to convert the sales office into a dwelling unit (RABS).



## Residential Alteration

Apply

Category Name:





Building & Construction

Description:




This permit is for the alteration of residential buildings and structures, interior or exterior work. This permit type includes the installation of solar panels/system. This permit type should not be used when the footprint of the structure will increase. Please see Residential Addition permit type when the footprint of a building or structure will increase.

[https://ncconnect.sharepoint.com/sites/TownofRolesville/Shared Documents/Development Projects/Checklists\\_Forms\\_Templates/Checklists/Pre-Inf\\_Pre-Con\\_checklist/Word Docs/FSP PERMIT TYPES.docx](https://ncconnect.sharepoint.com/sites/TownofRolesville/Shared Documents/Development Projects/Checklists_Forms_Templates/Checklists/Pre-Inf_Pre-Con_checklist/Word Docs/FSP PERMIT TYPES.docx)

## Demolition/ Relocating, and Well or Septic Abandonment (\*if not previously removed under CIDs)

	<b>Residential Demolition</b> Category Name: Building & Construction	Description: This permit type is for the complete or partial demolition of residential structures. This permit type includes one and two family homes, residential accessory buildings and structures.	<a href="#">Apply</a>
	<b>Residential Move Existing Home</b> Category Name: Building & Construction	Description: This permit type is to move an existing residential home to a new location.	<a href="#">Apply</a>
	<b>Wastewater Abandonment</b> Category Name: Wastewater	Description: Application to permanently discontinue use of an existing septic system. Example: Connecting existing system to municipal sewer service or permanent disuse of septic system	<a href="#">Apply</a>
	<b>Permit for Abandonment of a Well</b> Category Name: Wells	Description: Permit for Abandonment of a Well	<a href="#">Apply</a>

## Wake County Land Disturbance \*Please contact [Wake County Watershed Management](#) for details.

	<b>Land Disturbance - Individual Lot or Group of Lots</b> Category Name: Watershed Management	Description: Erosion control plan review & grading permits for individual lots including lots with disturbance < 1 acre that are part of a common plan of development (subdivisions lots); If you are applying for all the lots in a subdivision phase, please use WM-Land Disturbance / Subdivision	<a href="#">Apply</a>
	<b>Land Disturbance - Non-residential</b> Category Name: Watershed Management	Description: Erosion control plan review & grading permits for any non-residential land disturbance activities over 1 acre. Townhomes are considered a non-residential use.	<a href="#">Apply</a>
	<b>Land Disturbance - Subdivision (Roads or Lots)</b> Category Name: Watershed Management	Description: Erosion control plan review & grading permits for any subdivision land disturbance activities over 1 acre. Use this if developing roads and stormwater measures or if you are building all the lots within the subdivision or subdivision phase.	<a href="#">Apply</a>

[https://ncconnect.sharepoint.com/sites/TownofRolesville/Shared Documents/Development Projects/Checklists\\_Forms\\_Templates/Checklists/Pre-Inf\\_Pre-Con\\_checklist/Word Docs/FSP PERMIT TYPES.docx](https://ncconnect.sharepoint.com/sites/TownofRolesville/Shared Documents/Development Projects/Checklists_Forms_Templates/Checklists/Pre-Inf_Pre-Con_checklist/Word Docs/FSP PERMIT TYPES.docx)

Amenity Centers, pools, cabanas, and hot tubs require **SDP** approval and separate permits. For more information, please refer to the [SDP checklist](#) on our website under Pre-Construction Meetings.

Neighborhood entrance signs require a [Wake County Permit](#) and compliance with the [Town of Rolesville Land Development Ordinance](#). Please visit the [Sign Permit webpage](#) for further information.



**Commercial Structures other than Buildings**

Category Name:  
Building & Construction

Description:  
This permit type is to construct or install fences, signs, walls, awnings or monuments. This permit type is for non-buildings.

[Apply](#)

Retaining Walls require separate permits for each lot. Please contact [Wake County Permit and Inspections](#) for further information.



**Commercial Structures other than Buildings**

Category Name:  
Building & Construction

Description:  
This permit type is to construct or install fences, signs, walls, awnings or monuments. This permit type is for non-buildings.

[Apply](#)

The City of Raleigh requires a separate portal account to establish service and pay fees. Please visit the [City of Raleigh Permit Portal](#) for details.

**Important contact information:**

Town of Rolesville – permitting staff

- [rose.bower@rolesville.nc.gov](mailto:rose.bower@rolesville.nc.gov) 984-251-2366
- [tanner.hayslette@rolesville.nc.gov](mailto:tanner.hayslette@rolesville.nc.gov) 984-251-2431

Wake County Permits and Inspections

- 919-856-6222

City of Raleigh Public Utilities

- 919-996-3245

[https://ncconnect.sharepoint.com/sites/TownofRolesville/Shared Documents/Development Projects/Checklists\\_Forms\\_Templates/Checklists/Pre-Inf\\_Pre-Con\\_checklist/Word Docs/FSP PERMIT TYPES.docx](https://ncconnect.sharepoint.com/sites/TownofRolesville/Shared Documents/Development Projects/Checklists_Forms_Templates/Checklists/Pre-Inf_Pre-Con_checklist/Word Docs/FSP PERMIT TYPES.docx)



EXAMPLE

\*BUILDING PERMITS WILL NOT BE ISSUED  
UNTIL A COR ACCEPTANC LETTER OR  
STUB & METER ACCEPTANCE EMAIL  
IS RECIEVED FROM COR.



## Notification of Conditional Acceptance

of Water and Wastewater Infrastructure in Raleigh Water Merger Communities  
(Garner, Knightdale, Rolesville, Wake Forest, Wendell, Zebulon)

Project Name: \_\_\_\_\_  
Project Phase: \_\_\_\_\_

Permit Number(s):     W-  
  
                                     S-

The City of Raleigh Water Department has completed field inspections and testing on the water and/or wastewater infrastructure associated with the development project/phase referenced above. Installation meets Raleigh Water specifications and the infrastructure is available for use. This preliminary acceptance is conditional on a final review of digital as-built data, project records and other submitted documentation. Formal notification of acceptance is pending and will be provided on successful completion of the conditional review.

Inspector Name: \_\_\_\_\_

Date: \_\_\_\_\_

Comments:

---

---

---

---

Notes on Project Phasing: Acceptance occurs after water and sewer infrastructure in an approved phase is installed, inspected/tested and the required supporting documentation has been received. Phases of construction must extend from and/or connect to existing (or concurrently accepted) infrastructure to be considered for acceptance. Acceptance boundaries are defined by the limits identified in the Raleigh Water approved utility phasing plan(s). Acceptance of unapproved sub-phases and/or partially complete phases will not be considered. Additional information can be found in the Raleigh Water Handbook at [www.raleighnc.gov](http://www.raleighnc.gov).



## Residential Building Permit Fee Worksheet.

### Single-Family Detached Dwelling Unit Fees

\*All new dwellings within corporate limits or ETJ pay the same fee.

New residential Zoning permit	\$150
Building permit processing fee	\$100
Single-family residential right of way improvement (sidewalk and driveway inspection)	\$200
Recreation Development Fee *per lot	\$3,200
Transportation Development Fee *per lot	\$3,200

Estimated Total of Building Permit Fees

\$ 6,850.00

### Single-Family Attached (Townhome) Dwelling Unit Fees

\*All new dwellings within corporate limits or ETJ pay the same fee.

New residential Zoning permit	\$150
Building permit processing fee	\$100
Single-family residential right of way improvement (sidewalk and driveway inspection)	\$200
Recreation Development Fee *per unit	\$3,200
Transportation Development Fee *per unit	\$2,400

Estimated Total of Building Permit Fees

\$ 6,050.00



## Residential Building Permit Fee Worksheet.

### Single-Family Attached (Multi-Family & Townhome) Dwelling Unit Fees

\*All new dwellings within corporate limits or ETJ pay the same fee.

New residential Zoning permit	\$150
Building permit processing fee	\$100
Single-family residential right of way improvement (sidewalk and driveway inspection)	\$200
Recreation Development Fee *per unit	\$3,200
Transportation Development Fee *per unit	\$2,400

Estimated Total of Building Permit Fees

\$

### Single-Family Attached (Senior Multi-Family) Dwelling Unit Fees

\*All new dwellings within corporate limits or ETJ pay the same fee.

New residential Zoning permit	\$150
Building permit processing fee	\$100
Single-family residential right of way improvement (sidewalk and driveway inspection)	\$200
Recreation Development Fee *per unit Senior multi-family apartments	$\$1,000 \times$ _____ = \$_____
Transportation Development Fee *per unit	$\$2,400 \times$ _____ = \$_____

Estimated Total of Building Permit Fees

\$





## Residential Building Permit Fee Worksheet.

---

### Miscellaneous Fees

- **Amenity Center**- Please see Non-Residential worksheet for fees
- **Town of Rolesville- Infrastructure Fees**  
Inspection of other field improvements : Actual cost-net 30 billing
- **Town of Rolesville- Sign Fees**

Permanently mounted	\$75 per sign
Temporary sign or banner	\$25 per sign

---

\*Please use this worksheet as a cost estimator. This fee sheet is intended to provide an estimate and not encompass all applicable fees. Fees may change.


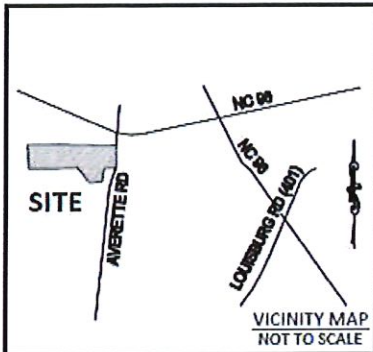
\*Important note: City of Raleigh Public Utilities and Wake County Permit and Inspections assess permit fees to be paid upon approval of permit application and before the Town of Rolesville issues a building permit.

City of Raleigh Public Utilities- [Fee Schedule](#)

Town of Rolesville- [Schedule of Fees](#)

Wake County Inspections & Permits- [Fee Schedule](#)

---



B.M. 2022, PG 1178-1179

### IMPERVIOUS SURFACE TABLE

HOUSE	1,485 S.F.
PATIO	120 S.F.
DRIVEWAY	419 S.F.
SIDEWALKS	55 S.F.
MISC/UTILITIES	18 S.F.
<b>TOTAL IMPERVIOUS AREA</b>	<b>2,097 S.F.</b>
<b>TOTAL LOT AREA</b>	<b>8,017 S.F.</b>
<b>PERCENTAGE OF IMPERVIOUS AREA</b>	<b>26.16%</b>

### ADDITIONAL OPTIONS

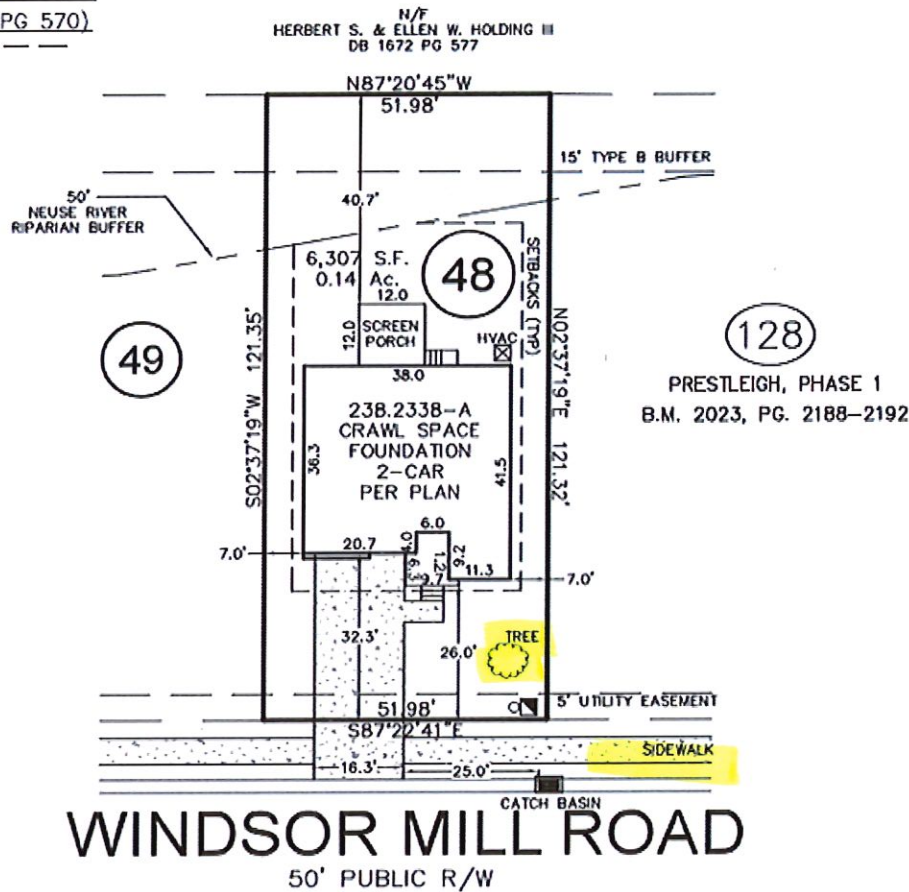
9' CEILINGS FIRST FLOOR ONLY
12 X 12 SCREENED COVERED DECK
SHOWER ILO TUB @ BATH 3
BEDROOM 5 w/ BATH 3 @ DEN/POWDER
ISLAND @ KITCHEN
WINDOW @ BEDROOM 2

SITE DATA	
CURRENT OWNER	ICG HOMES LLC
SITE ADDRESS	510 EXCELSIOR COURT
PIN	1758-45-7000
DEED REFERENCE	D.B. 19116, PG. 1912
PLAT REFERENCE	B.M. 2022, PG. 1178-1179
LOT SIZE	1,886 S.F.
ZONING	RAPUD

SETBACKS: (BM 2023 PG 570)

FRONT - 25'  
REAR - 25'  
SIDE - 5'  
SIDE CORNER - 10'

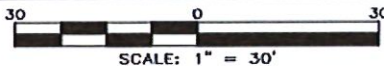
PROPOSED  
HOUSE  
WILMINGTON A  
HEATED S.F.-2824



THIS PROPERTY MAY BE SUBJECT TO ANY AND ALL APPLICABLE DEED RESTRICTIONS, EASEMENTS, RIGHT-OF-WAY, UTILITIES AND RESTRICTIVE COVENANTS WHICH MAY BE OF RECORD OR IMPLIED

THIS DRAWING DOES NOT  
REFLECT AS-BUILT INFORMATION

**PRELIMINARY PLAT**  
NOT FOR RECORDATION, CONVEYANCES, OR SALES



**RESIDENTIAL  
LAND SERVICES, PLLC.**

1917 Evans Road  
Cory, North Carolina 27513  
Phone (919) 378-9316  
Firm License # P-0873

### HOUSE LOCATION PLOT PLAN

FOR  
#212 WINDSOR MILL ROAD  
LOT 48, PRESERVE AT JONES DAIRY, SOUTH PHASE 2  
Town of Rolesville, Wake County, North Carolina

PROPERTY OF: KB HOME  
MAP BOOK 2023 PAGE 570-571 DEED REFERENCE

DRAWN: DI SURVEYED: N/A CHECKED: DMR DATE: NOVEMBER 3, 2023



